

 **NORTH AMERICA • AMÉRIQUE DU NORD**  
1-800-622-6339, [customercare@spinmaster.com](mailto:customercare@spinmaster.com)  
**UK** – 0800 206 1191, [serviceuk@spinmaster.com](mailto:serviceuk@spinmaster.com)  
**IRELAND** – 1800 992 249  
**FRANCE** – 0800 909 150, [servicefr@spinmaster.com](mailto:servicefr@spinmaster.com)  
**AUSTRALIA** – 1800 316 982, [customercare@spinmaster.com](mailto:customercare@spinmaster.com)  
**WWW.SPINMASTER.COM**

 Requires 6 x 1.5V AG13 (LR44) button cell batteries (included). Batteries or battery packs must be recycled or disposed of properly. When this product has reached the end of its useful life, it should not be disposed of with other household waste. The Waste Electrical and Electronic Equipment Regulations require it to be separately collected so that it can be treated using the best available recovery and recycling techniques. This will minimize the impact on the environment and human health from soil and water contamination by any hazardous substances, decrease the resources required to make new products and avoid using up landfill space. Please do your part by keeping this product out of the municipal waste stream! The "wheeler bin" symbol means that it should be collected as "waste electrical and electronic equipment". You can return an old product to your retailer when you buy a similar new one. For other options, please contact your local council.

**FCC STATEMENT:** This device complies with Part 15 of the FCC rules. Operation is subject to the following two conditions: (1) This device may not cause harmful interference, and (2) This device must accept any interference received, including interference that may cause undesired operation. This equipment has been tested and found to comply with the limits for Class B digital devices pursuant to Part 15 of the FCC rules. These limits are designed to provide reasonable protection against harmful interference to radio communications. This equipment generates, uses and can radiate radio frequency energy and, if not installed and used in accordance with the instruction, may cause harmful interference to radio communication. However, there is no guarantee that interference will not occur in a particular installation. If this toy does cause interference to radio or television reception (you can check this by turning the toy off and on while listening for the interference), one or more of the following measures may be useful: • Reorient or relocate the receiving antenna • Increase the separation between the toy and the radio or the TV • Consult the dealer or an experienced TV-radio technician for help. **NOTE:** Changes, adjustments or modifications to this unit, including but not limited to, replacement of any transmitter component (crystal, semiconductor, etc.) could result in a violation of FCC rules under part 15 and/or 96 and must be expressly approved by Spin Master Ltd. or they could void the user's authority to operate the equipment. Spin Master Inc., PMB #10053, 300 International Drive, Suite 100, Williamsville, NY 14221. To contact the responsible party please visit [fcc.spinmaster.com](http://fcc.spinmaster.com)

CAN ICES-3(B)/NMB-3(B)

 **WARNING:** This toy produces flashes that may trigger epilepsy in sensitized individuals.



TM Spin Master Ltd. All rights reserved. ©2018 Spin Master PAW Productions Inc. Nickelodeon and all related titles and logos are trademarks of Viacom International Inc.

YouTube and the YouTube logos are trademarks of Google LLC

**MADE IN VIETNAM**

**SPIN MASTER LTD.,**  
225 KING STREET WEST, TORONTO, ON M5V 3M2  
CANADA

Imported into EU by / Importé dans l'UE par  
**SPIN MASTER INTERNATIONAL B.V.,**  
KINGSFORD/WEG 151, 1043 GR AMSTERDAM,  
THE NETHERLANDS

Imported by / Importé par  
**SPIN MASTER AUSTRALIA PTY LTD,** Suite 101,  
Level 1, 18-24 CHANDOS STREET, ST LEONARDS,  
NSW 2065; ☎ 1800 316 982  
[www.spinmaster.com](http://www.spinmaster.com)

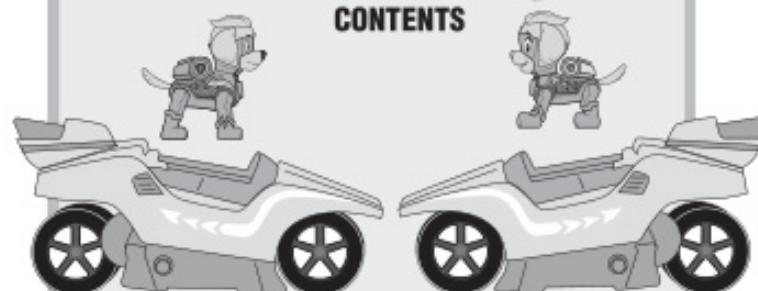


3+

## INSTRUCTION GUIDE

Check out PAW Patrol  
Toy Videos on YouTube   
<https://www.youtube.com/user/OfficialPawPatrol>

### CONTENTS



6x AG13 (LR44)  
1.5V  
NODDS

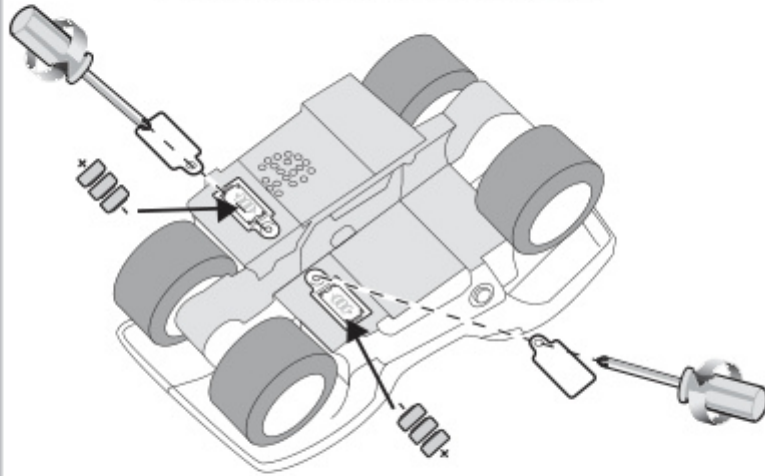
**MIGHTY TWINS**  
POWER SPLIT VEHICLE™



 **WARNING: CHOKING HAZARD –**  
Small parts. Not for children under 3 years.



### BATTERY REMOVAL AND INSTALLATION INSTRUCTIONS



**HOW TO INSTALL BATTERIES:** 1. Open the battery door with a screwdriver. 2. If used batteries are present, remove these batteries from the unit by pulling up on one end of each battery. DO NOT remove or install batteries using sharp or metal tools. 3. Install new batteries as shown in the polarity diagram (+/-) inside the battery compartment. 4. Replace battery door securely. 5. Check your local laws and regulations for correct recycling and/or battery disposal.

**WARNING: KEEP BATTERIES OUT OF REACH OF CHILDREN.** This product contains a Button or Coin Cell Battery. A swallowed Button or Coin Cell Battery can cause internal chemical burns in as little as two hours and lead to death due to chemical burns and potential perforation of the esophagus. Dispose of used batteries immediately and safely. Used batteries can still be dangerous. Keep new and used batteries away from children. If you think batteries might have been swallowed or placed inside any part of the body, seek immediate medical attention.


**(AUSTRALIAN RESIDENTS ONLY)** If you suspect your child has swallowed or inserted a button battery immediately call the 24-hour Poisons Information Centre on 13 11 26 for fast, expert advice. Examine devices to make sure the battery compartment is correctly secured, e.g., that the screw or other mechanical fastener is tightened. Do not use if compartment is not secure. Tell others about the risk associated with button batteries and how to keep their children safe.

**BATTERY SAFETY INFORMATION:** Batteries are small objects. Replacement of batteries must be done by adults. Follow the polarity (+/-) diagram in the battery compartment. Promptly remove dead batteries from the toy. Dispose of used batteries properly. Remove batteries for prolonged storage. Only batteries of the same or equivalent type as recommended are to be used. DO NOT incinerate used batteries. DO NOT dispose of batteries in fire, as batteries may explode or leak. DO NOT mix old and new batteries or types of batteries (i.e. alkaline/standard/rechargeable). Using rechargeable batteries is not recommended due to possible reduced performance. Rechargeable batteries are only to be charged under adult supervision. Replaceable-rechargeable batteries are to be removed from the toy before being charged. DO NOT recharge non-rechargeable batteries. DO NOT short-circuit the supply terminals.

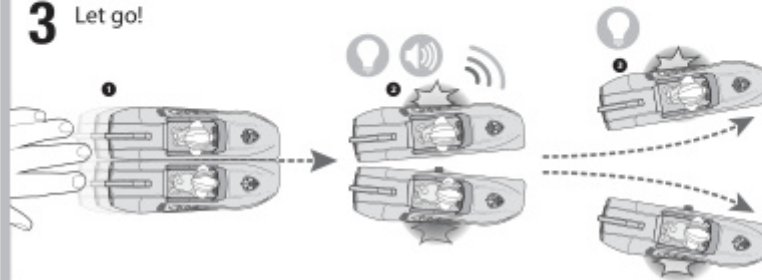
### LET'S PLAY



**2** Pull back about 12 inches.

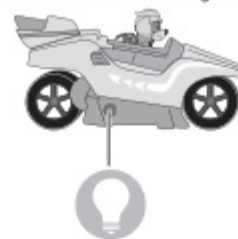


**3** Let go!



**4**

Push button on side for lights



Push button on side for lights & sounds

